



LH-1121A



LH-1122A



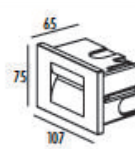
LH-1124A



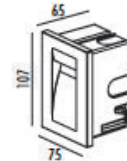
LH-1120 CAMINO SERIES

FEATURES

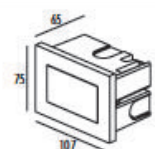
- BODY AND BRACKET IN DIE CAST ALUMINUM
- POWDER COATED WITH PRETREATMENT FOR OUTDOOR USE
- CLEAR PC
- SILICON RUBBER GASKET
- RECESSED PLASTIC BOX
- DEDICATED LED ENGINE



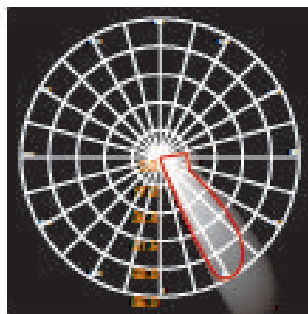
LH-1121A



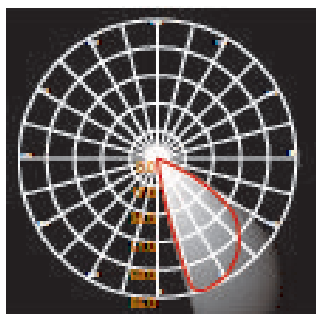
LH-1122A



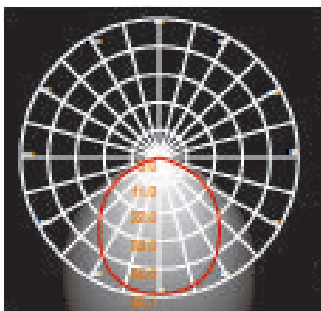
LH-1124A



LH-1121A



LH-1122A



LH-1124A

CODE	LAMP	BEAM	CRI	RATED
LH-1121A	LED 3000K 3.6W	33D	>80	IP 65
LH-1122A	LED 3000K 3.6W	48D	>80	IP 65
LH-1124A	LED 3000K 3.6W	105D	>86	IP 65